

# Autumn 1

# CURRICULUM NEWSLETTER

Our first term together, how exciting!

The Reception team welcomes all of you to Oakridge, we are all so excited to get to know each and every child and build strong partnerships with yourselves.



## Me and my community

Our focus stories are Colour Monster, My Hair, We're going to find the monster and Funny Bones

### Prime areas of learning

#### Communication and Language



This half term the children will be busy learning rules and routines, including our very important 'rules for good listening'. We will be learning to talk about ourselves and our families, using stories and our 'Amazing Me' collages. In our key groups and during whole class discussions the children will explore taking part in conversations, expressing their own ideas, asking questions and listening to others thoughts and ideas.

#### PSED



We use Jigsaw to support the children's understanding of PSHE (Personal, Social, Health and Economic Education) and SEMH (Social, Emotional and Mental Health). Our theme this half term is 'Being me in my world'. Using the Colour Monster story, the children will be learning how to recognise and manage their feelings. They will also learn what it is to become part of a school community.

#### Physical development



While outside, the children will be practising their gross motor skills, climbing, balancing, hopping, digging and skipping. They will be joining in with activities that include ball skills, racing and riding. They will be practising to use scissors accurately and copying or writing from memory some letters shapes.

This year there is a national focus on handwriting right from the start of the year in Reception.

### Specific areas of learning

#### Literacy-phonics



The children will start learning phonics from their first full week of school  
Listed below are the phonemes and tricky words (TW) the children will be learning over the coming weeks  
15/09 - s, a, t, p  
22/09 - n, m, d TW - is  
29/09 - g, o, c, k TW - l  
6/10 - ck, e, u, r TW - the  
13/10 -h, b, f, l TW - the  
20/10 -Assessment week

#### Literacy-Reading






The children will be bringing home a 'Reading for Pleasure' book during the first couple of weeks of starting Reception. This will be a book that you share with them. When you have shared this or any other book together please don't forget to write it in your child's reading diary. Every time your child has their reading diary signed more than three times a week they will be entered into a draw to win a brand new book.

#### Literacy-writing



During the first half term we will focus on developing fine motor skills, which are essential for helping the ability to write. The children will begin to experiment with writing through drawing, mark-making and the correct formation of letters. Our writing activities will be linked to topics, themes and stories. They will start to label pictures, with initial letters, initial and final letters or all letters in simple words.

<div>Maths</div> 	<div>Understanding the world</div> 	<div>Expressive art and design</div> 
<p>Our first maths unit is, match, sort and compare. The children will be matching objects and pictures, sorting objects into a type, creating sorting rules and comparing amounts. Our next unit is, talk about measure and patterns. The children will be comparing size, mass and capacity in various ways. They will also be exploring, copying, continuing and creating simple patterns. Our last unit will be, It's me 1,2,3. The children will learn to subitise and represent 1,2 and 3 and identify 1 more and 1 less than a given number.</p>	<p>The children will be encouraged to explore and connect with their environment in a variety of exciting ways. Inside and outside the classroom, the children will be learning to care for their space by tidying up after activities. We will be observing the changing seasons, discussing the weather each day, and understanding patterns in nature. They will also be sharing stories of special moments, which helps them connect with their own cultural traditions and build a sense of identity. Through these activities, children begin to develop a deeper understanding of themselves, their environment, and the world around them.</p>	<p>The children will explore and learn how to use the creative areas of the classroom, these are the art area, construction and role play. They will paint self portraits, taking care to look in a mirror and identify what colours they need. The children will also draw pictures of their families, this provides them a chance to reflect on and talk about their own lives. Our role play will start as a home corner kitchen, where the children can engage in imaginative role play, allowing them to imitate adult behaviour, process experiences and develop social and emotional skills. Role play also fosters language, problem solving and helps children make sense of their world.</p>

# PE and Forest School

Every week, the children have one P.E session with our sports coaches, Coach Jordan, Coach James and Coach Grace.

This term in P.E the children will be doing...Multi skills  
Introducing basic levels of running, jumping, throwing and catching in isolation with specific focus on the understanding and following of the rules during PE. We will also focus on taking turns and sharing objects such as beanbags, quoits and balls with other children in their team.

Forest School is led by Mrs Baker.

We will begin Forest School by having a whole year group session. We will use this session to familiarise ourselves with the environment, rules and routines. After this each class will visit Forest School on a rotation.

We will be getting creative, using clay and natural materials to make clay faces as well as using maps to help us identify man made and natural features around us. The children will explore the climbing and balancing equipment, using big construction to create structures and dens.



P.E kit:

- ✓ White t-shirt
- ✓ Black or navy shorts (summer)
- ✓ Plain dark coloured hoodie or sweatshirt
- ✓ Plimsolls (for indoor P.E)
- ✓ Trainers
- ✓ Hair tied back
- ✓ Earrings out and all jewellery removed

Forest school kit:

- ✓ Waterproof trousers / wetsuit
- ✓ Wellies/walking boots
- ✓ Legs **must** be covered due to ticks (leggings or joggers)

Forest School dates:

Class 1	Class 2	Class 3
8th Sept	8th Sept	8th Sept
15th Sept	29th Sept	6th October
13th October	20th October	

## Coming up...



3rd September - School reopens for the new year

26th September - Inset day

Weeks of 6th October & 13th October - Commemorating Black History month

24th October - Last day of half term

3rd November - First day of half term

## Home Learning



We will be posting videos on Tapestry relating to the phonics we have been learning each week. The videos will show you what letters we have been learning, how to pronounce the phoneme (sound the letters make) and provide you with a fun game that you can play with your child.

Please show us what you have been doing by posting videos or photos on Tapestry, it is an excellent way of keeping in touch and showing us the things you have been up to together.

## Contact us



If there is anything you wish to discuss with us regarding the information on this newsletter; or if you have any further queries or concerns regarding your child's experience at school, please do not hesitate to get in touch:

Class 1  
Mrs Jandula  
[a.jandula@oakridge-inf.hants.sch.uk](mailto:a.jandula@oakridge-inf.hants.sch.uk)

Class 2  
Mrs Baker  
[k.baker@oakridge-inf.hants.sch.uk](mailto:k.baker@oakridge-inf.hants.sch.uk)

Class 3  
Mr Tagarsi  
[b.tagarsi@oakridge-inf.hants.sch.uk](mailto:b.tagarsi@oakridge-inf.hants.sch.uk)

Phonics Lead  
Miss King  
[t.king@oakridge-inf.hants.sch.uk](mailto:t.king@oakridge-inf.hants.sch.uk)

## How can you help?



To help the children understand their place in the world and in our school community, we will be talking about the similarities and differences between themselves and their peers.

To help facilitate this, we would like you to upload some photos to Tapestry. We would love to see photos that show family celebrations, for example a wedding, a festival or a christening.

If you need any help uploading pictures of getting started on Tapestry please ask your class teacher.

We have so much to look forward to in our first term, we can't wait.

Please come and speak to any of us if you have any questions or if you would like any additional information about any of the areas of learning.

Many thanks  
EYFS team