

School Crossing Patrol Service



Information for Pedestrians & Drivers



Hampshire
County Council

www.hants.gov.uk

Pedestrians

Even where a School Crossing Patrol is provided, parents remain responsible for making sure their children get to school safely, just as they do when a zebra crossing or pelican crossing is provided.

When children arrive at the Crossing Point:






- 1** The Patrol will tell them to wait on the pavement and may use the Stop sign as a barrier to prevent them from edging forward, until they are called to cross (see fig B overleaf).
- 2** The Patrol will then use the Stop sign to instruct traffic to stop (see fig C). The Patrol may need to wait for a safe gap in the traffic.
DO NOT FOLLOW THE PATROL INTO THE ROAD!
- 3** When the traffic has stopped, the Patrol will call you to cross over (see fig D). Please walk in front of the Patrol so he or she can see you.
- 4** The Patrol will remain in the centre of the road until all the children and adults have completed crossing the road.




Drivers




When approaching a school you should reduce your speed and be prepared to stop, also be patient and considerate. School Crossing Patrols need to see and be seen! It can be difficult to see children on the pavement, especially if there are parked cars by the school. Children may run into the road without thinking about traffic.


If you are a driver, remember:

-  By law you **MUST** stop when signalled to do so by a Patrol displaying a Stop sign.
-  Do not move forward and please remain patient.
-  Do not park close to where a Patrol is working and **NEVER** on the zig zag markings.
-  Look out for patrol signs or flashing amber lights which warn of a School Crossing Patrol ahead.
-  Park with courtesy and consideration to others, observing all parking regulations in accordance with the Highway Code and in such a way that our children are able to enter and leave the school safely.

 **PLEASE SLOW DOWN WHEN APPROACHING A PATROL**
Remember that a child struck at 20mph will most likely survive but at 40mph they will most likely die.

It is an offence under the **Road Traffic Regulation Act 1984** if you do not stop when signalled to do so by a School Crossing Patrol. If you do not stop the possible penalties include:

-  A Fine of up to £1000
-  3 Penalty Points
-  Disqualification



School Crossing Patrol Signals



Figure A - Sign upside down
Not ready to cross pedestrians



Figure B - Sign sideways
Barrier to stop pedestrians crossing



Figure C - Sign held up high
Ready to cross pedestrians -
vehicles must be prepared to stop



Figure D - Extended out
All vehicles must stop

Please support your local School Crossing Patrol Service

School Crossing Patrols are able to assist anyone who seeks their help in crossing the road - not just children!

